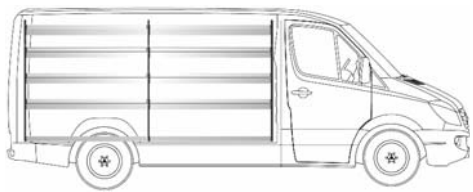
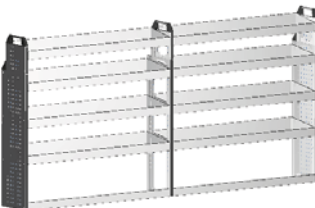
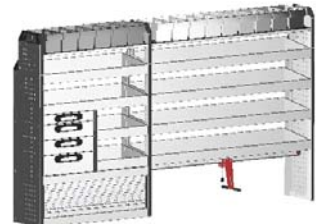
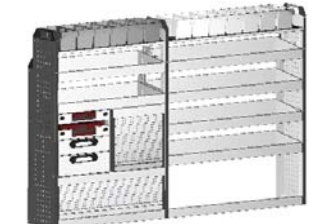
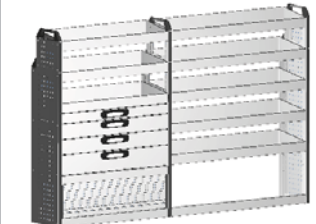
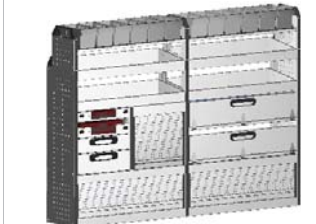
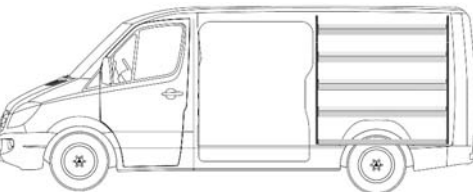







LATO GUIDA LEFT SIDE																
	<b>COD ALU</b>	A110151-0001	[Kg]	52,2	A110151-0002	[Kg]	70	A110151-0003	[Kg]	66	A110151-0004	[Kg]	57,5	A110151-0005	[Kg]	70,8
	<b>COD MIX</b>	A110151-0001-MIX	[Kg]	69,1	A110151-0002-MIX	[Kg]	95,2	A110151-0003-MIX	[Kg]	90	A110151-0004-MIX	[Kg]	96,8	A110151-0005-MIX	[Kg]	91,3
<b>DIM [mm]</b>	3090x364h1518			2580x364h1518			2325x364h1518			2325x364h1518			2070x364h1518			

LATO PASSEGGERO RIGHT SIDE																
	<b>COD ALU</b>	A110152-0006	[Kg]	32	A110152-0007	[Kg]	34,4	A110152-0008	[Kg]	41,8	A110152-0009	[Kg]	44,5	A110152-0010	[Kg]	39,8
	<b>COD MIX</b>	A110152-0006-MIX	[Kg]	40	A110152-0007-MIX	[Kg]	51	A110152-0008-MIX	[Kg]	55,1	A110152-0009-MIX	[Kg]	58,6	A110152-0010-MIX	[Kg]	60
<b>DIM [mm]</b>	1560x364h1518			1560x364h1518			1560x364h1518			1050x364h1518			1050x364h1518			

# VOLKSWAGEN CRAFTER 3665 L2H1